

SEMESTER TEST 2

























ANSWER KEY

Grade 2– Letters Nn to Uu

Full name:	Listening	Reading & Writing
School:	/10	/10
Class:		




Listening

Part 1: Listen and tick (✓) the sounds you hear.
There is one example. (5 points)

Example		<input checked="" type="checkbox"/>		<input type="checkbox"/>		<input type="checkbox"/>		<input type="checkbox"/>
1.		<input type="checkbox"/>		<input type="checkbox"/>		<input checked="" type="checkbox"/>		<input type="checkbox"/>
2.		<input type="checkbox"/>		<input type="checkbox"/>		<input type="checkbox"/>		<input checked="" type="checkbox"/>
3.		<input type="checkbox"/>		<input type="checkbox"/>		<input checked="" type="checkbox"/>		<input type="checkbox"/>
4.		<input checked="" type="checkbox"/>		<input type="checkbox"/>		<input type="checkbox"/>		<input type="checkbox"/>
5.		<input checked="" type="checkbox"/>		<input type="checkbox"/>		<input type="checkbox"/>		<input type="checkbox"/>


Part 2: Listen and circle A, B or C. There is one example. (5 points)

Example




(A) **B** **C**

1.




A **(B)** **C**

2.

A **B** **(C)**

3.




(A) **B** **C**

4.

(A) **B** **C**

5.


  

(A) **C** **B**

Reading and Writing

Part 3: What is it? Read and circle. There is one example. (2 points)

Example




ox

box

six

1.




yacht

yellow

yogurt

2.



violet

violin

vase


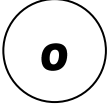



Part 2: Look at the pictures. Cross the odd one out. There is one example. (3 points)



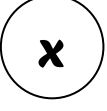

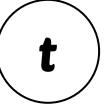
Example






				
1.				
2.				
3.				

Reading and Writing

Part 1: What is it? Look at the picture and write the word.
There is one example (3 points)

Example      z e r o

1.      t a x i

2.      w e l l

Part 2: Look at the pictures. Write the letter for the beginning sound.
There is one example. (3 points)

Example				
1.				
2.				
3.				

GRADE 2- LETTERS Uu-Zz TRANSCRIPT

iLearn My Phonics - Grade 2

Part 1: Listen and tick the picture with the beginning sound. There is one example.

U...(1 second break)....U

Now, listen and tick:

Number 1: Y...(1 second break)....Y

Number 2: X...(1 second break)....X

Number 3: W...(1 second break)....W

Number 4: V...(1 second break)....V

Number 5: U...(1 second break)....U

Now, listen again and check your answers.

Part 2: Listen and circle A, B or C. There is one example.

Example: Umbrella...(1 second break).... Umbrella

Now, listen and circle.

Number 1: Watch....(1 second break).... Watch

Number 2: Under...(1 second break).... Under

Number 3: Yellow...(1 second break).... Yellow

Number 4: Zoo...(1 second break).... Zoo

Number 5: Violet...(1 second break).... Violet

Now, listen again and check your answers.

Please note: Pronounce the letter as the **phonetic sound*